



## The anti-skid safety has a name !

**DérápStop antidérapant !**

### RX UV Gel

#### 1. Application:

Apply **RX UV Gel** undiluted to a dry, dust-free surface. For application a trowel can be used. The concrete must have less than 4% residual moisture before it is coated. . Use **RX UV Gel** by exclusion of sun-light to prevent a prematurely curing.

#### 2. Hardening:

The product is hardened using a mobile combine UV - IR - UVa lamp by trained staff. This causes the product to harden in a few seconds. After this step the coated area is walkable.

#### 3. Chemical characteristics:

<b><u>Basis:</u></b>	Urethane acrylate resin
<b><u>Colour:</u></b>	Colourless
<b><u>Odour:</u></b>	Acrylic
<b><u>pH value:</u></b>	Not relevant
<b><u>Application temperature:</u></b>	+ 5° -- + 25°
<b><u>Shelf life:</u></b>	12 months, if kept in frost-free conditions
<b><u>WGK (self-classification):</u></b>	WGK2, water-contaminant
<b><u>Storage:</u></b>	5°-25°C, protect from heat and direct sunlight

For details of other technical characteristics, please refer to the corresponding safety data sheet.

#### 4. Useful tips:


##### General points:

After removing from the open container, reseal the rest of the contents and apply as quickly as possible. DO NOT tip any left-over product back into the container. For details of waste disposal, please refer to the corresponding safety data sheet.

##### Safety precautions:


**CAUTION:** UV coating products can irritate the skin and eyes if improperly handled. Excessive exposure over long periods or on repeated occasions can lead to sensitization and provoke allergies.

Avoid contact with the eyes and skin. If the product comes into contact with the eyes, rinse out immediately with abundant amounts of clean water and seek medical attention. In the event of skin contact, wash off thoroughly with a suitable cleaning product. Follow the precautions that are normally observed when handling chemical substances.



**1. Demarcation the wished area**

First the outline of the anti-slide edge with adhesive tape is marked. Here the height of the slide edge about the thickness of the adhesive tape can be adjusted.




**2. Application of RX UV Gel**

Afterwards the product with a filler is applied between the adhesive tapes and smooth-pulled. Afterwards the adhesive tape is removed carefully.



**3. Remove adhesive**

To remove necessarily the adhesive bands before drying, after that will be impossible.



**4. Caution:**

Never to apply the product right in the sun, that this will dry before being able to work it.  
**Always work in the shade.**



**5. Drying / Hardening:**

The hardening of the RX UV Gel takes place by irradiation with a special UV - IR - UVGa hand lamp within seconds.



**6. Drying / Hardening:**

Afterwards the anti-slide edge is passable immediately.

**Liability note:**

The information and our technical advice, spoken, written or by way of trials is taken by the best of our knowledge. But they are without warranty and also in relation to possible protective rights of third parties. The advice does not release you from the testing of our latest advice - particularly our safety datasheets and technical specifications - and our products regarding to their suitability for the intended processes and purposes. Applications, uses and processes of our products and the products produced on the basis of our technical advice are beyond our control and, therefore, entirely your own responsibility. The sale of our products is subject to our General Terms and Conditions.

**Designation in accordance with regulation 1272/2008:**

Skin irri. 2, H315; Eye irrit. 2, H319; Sens. Skin 1, H317.

This product is not subject to the Hazardous Goods Ordinance.

Update: 14.05.2013

Please replace older technical data sheets by this new data sheet.

**REVOXIA** - 38, rue d'Uhrwiller – 67110 GUMBRECHTSHOFFEN

Tel : 09 70 46 15 30 – Fax : 03 45 44 04 56

E-mail : [derapstop@revoxia.com](mailto:derapstop@revoxia.com) –

Web : [www.derapstop-antiderapant.com](http://www.derapstop-antiderapant.com)

SIRET : 51365281800016 – Code APE : 4690Z